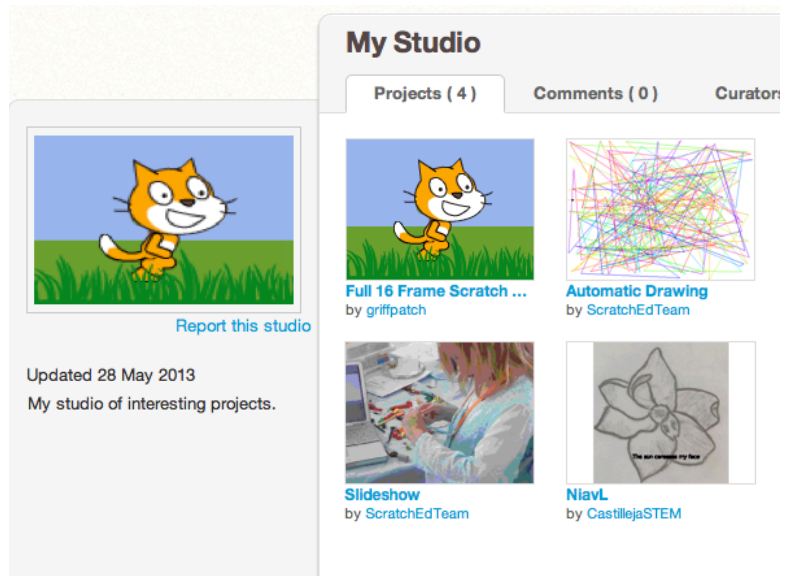


MY STUDIO

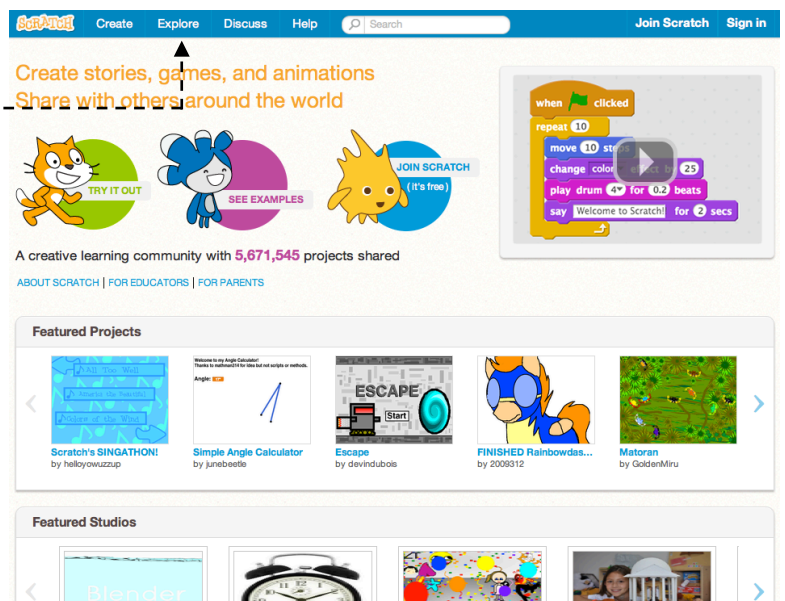
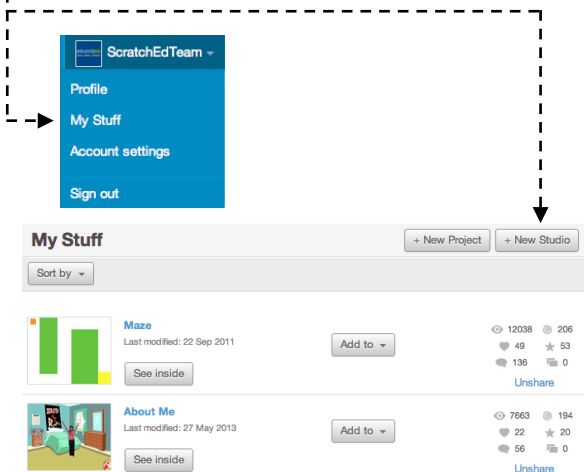
WHAT CAN BE CREATED WITH SCRATCH?

In this activity, you will investigate the range of creative possibility with Scratch by exploring some of the millions of projects on the Scratch website – and start a collection of favorites in a Scratch studio!



START HERE

- Browse projects on the Scratch homepage OR click on “Explore” to search for specific types of projects.
- Create a new studio from your My Stuff page.
- Add three (or more!) inspiring projects to your studio.



THINGS TO TRY

- Use the search bar to find projects that relate to your interests.
- Explore each of the Animations, Art, Games, Music, & Stories categories on the Explore page.
- Look through the Featured Studios on the homepage for ideas.

FINISHED?

- + Challenge yourself to do more! The more Scratch projects you explore, the more you learn about what can be accomplished in Scratch!
- + Find studios created by other Scratchers that you find interesting!
- + Ask a neighbor what strategies they used to find interesting projects.
- + Share your newly created studio with a neighbor!